





Instructions to complete this survey form:



1. Gather the children in a room/place.
2. Count the total number of boys and girls in the room.
3. Fill in the boxes on the right.
4. Ask them each question in this questionnaire separately.
5. Tell them each option separately and ask them to put their hands up if they agree with the option.
6. Count the number of hands-up for boys and girls separately and write the numbers in the appropriate column and row.





Class	Age Group
No. of Boys	No. of Girls



1. How did you get to school today?	 Boys:	 Girls:
1.1. Walk – with parent/guardian		
1.2. Walk – without parent/guardian		
1.3. Bicycle		
1.4. Motorbike		
1.5. Bus		
1.6. Car Passenger		
1.7. Cycle Rickshaw		
1.8. Auto Rickshaw (including CNG)		
1.9. Other (Please specify)		



2. How would you have liked to travel to school today?	 Boys:	 Girls:
2.1. Walk – with parent/guardian		
2.2. Walk – without parent/guardian		
2.3. Bicycle		
2.4. Motorbike		
2.5. Bus		
2.6. Car Passenger		
2.7. Cycle Rickshaw		
2.8. Auto Rickshaw (including CNG)		
2.9. Other (Please specify)		



3. How safe did you feel about travelling to school today?	 Boys:	 Girls:
3.1. Very Unsafe		
3.2. Somewhat Unsafe		
3.3. Neither Safe nor Unsafe		
3.4. Somewhat Safe		
3.5. Very Safe		







4. Which vehicle do you fear the most?	 Boys:	 Girls:
4.1. Bicycle		
4.2. Motorbike		
4.3. Bus		
4.4. Car		
4.5. Cycle Rickshaw		
4.6. Auto Rickshaw (including CNG)		
4.7. Truck		
4.8. Other (Please specify)		

5. Which side of the road do you walk if there is no footpath?	 Boys:	 Girls:
5.1. Right side of the road (facing the oncoming traffic)		
5.2. Left side of the road (same direction to the traffic)		

6. Who holds hand if you come with a guardian?	 Boys:	 Girls:
6.1. You hold guardian's hand		
6.2. Guardian holds your hand		



7. Do you feel/find the environment of school entrance is safe for you during the peak hours?	 Boys:	 Girls:
7.1. Yes		
7.2. No		



8. How would you rate the quality of the neighbourhood around your school?	 Boys:	 Girls:
8.1. Very Bad		
8.2. Bad		
8.3. Neither Good nor Bad		
8.4. Good		
8.5. Very Good		



9. Do you think in the school there should be road safety related lessons or practical?	 Boys:	 Girls:
9.1. Yes		
9.2. No		



The following 14 questions related to the schemes shown on the last page of this questionnaire. Teachers should discuss the schemes with the children and then answer the following questions.





10. To what extent would the <i>Road Safety Mat</i> scheme improve the neighbourhood around your school?	 Boys:	 Girls:
10.1. Very Little Extent		
10.2. Little Extent		
10.3. Some Extent		
10.4. Great Extent		
10.5. Very Great Extent		











11. To what extent would the <i>Road Safety Mat</i> scheme make you feel safer travelling to school?	 Boys:	 Girls:
11.1. Very Little Extent		
11.2. Little Extent		
11.3. Some Extent		
11.4. Great Extent		
11.5. Very Great Extent		

12. To what extent would the <i>Drop and Go Zone</i> scheme improve the neighbourhood around your school?	 Boys:	 Girls:
12.1. Very Little Extent		
12.2. Little Extent		
12.3. Some Extent		
12.4. Great Extent		
12.5. Very Great Extent		

13. To what extent would the <i>Drop and Go Zone</i> scheme make you feel safer travelling to school?	 Boys:	 Girls:
13.1. Very Little Extent		
13.2. Little Extent		
13.3. Some Extent		
13.4. Great Extent		
13.5. Very Great Extent		



14. To what extent would the <i>Tree Planting</i> scheme improve the neighbourhood around your school?	 Boys:	 Girls:
14.1. Very Little Extent		
14.2. Little Extent		
14.3. Some Extent		
14.4. Great Extent		







14.5. Very Great Extent		
15. To what extent would the <i>Tree Planting scheme</i> make you feel safer travelling to school?	 Boys:	 Girls:
15.1. Very Little Extent		
15.2. Little Extent		
15.3. Some Extent		
15.4. Great Extent		
15.5. Very Great Extent		
16. To what extent would the <i>Wall Painting scheme</i> improve the neighbourhood around your school?	 Boys:	 Girls:
16.1. Very Little Extent		
16.2. Little Extent		
16.3. Some Extent		
16.4. Great Extent		
16.5. Very Great Extent		
17. To what extent would the <i>Wall Painting scheme</i> make you feel safer travelling to school?	 Boys:	 Girls:
17.1. Very Little Extent		
17.2. Little Extent		
17.3. Some Extent		
17.4. Great Extent		
17.5. Very Great Extent		
18. To what extent would the <i>Owning the Street scheme</i> improve the neighbourhood around your school?	 Boys:	 Girls:
18.1. Very Little Extent		
18.2. Little Extent		
18.3. Some Extent		
18.4. Great Extent		
18.5. Very Great Extent		
19. To what extent would the <i>Owning the Street scheme</i> make you feel safer travelling to school?	 Boys:	 Girls:
19.1. Very Little Extent		
19.2. Little Extent		
19.3. Some Extent		







19.4. Great Extent		
19.5. Very Great Extent		

20. To what extent would the <i>Hike for Bike</i> scheme improve the neighbourhood around your school?	 Boys:	 Girls:
20.1. Very Little Extent		
20.2. Little Extent		
20.3. Some Extent		
20.4. Great Extent		
20.5. Very Great Extent		

21. To what extent would the <i>Hike for Bike</i> scheme make you feel safer travelling to school?	 Boys:	 Girls:
21.1. Very Little Extent		
21.2. Little Extent		
21.3. Some Extent		
21.4. Great Extent		
21.5. Very Great Extent		



22. To what extent would the <i>Meet the Street</i> scheme improve the neighbourhood around your school?	 Boys:	 Girls:
22.1. Very Little Extent		
22.2. Little Extent		
22.3. Some Extent		
22.4. Great Extent		
22.5. Very Great Extent		

23. To what extent would the <i>Meet the Street</i> scheme make you feel safer travelling to school?	 Boys:	 Girls:
23.1. Very Little Extent		
23.2. Little Extent		
23.3. Some Extent		
23.4. Great Extent		
23.5. Very Great Extent		

24. What else could be done to improve the neighbourhood around your school and make the local roads safer? <i>To answer this question, ask the children to discuss among their peer groups, pick five ideas from five different groups and ask the children to show hands for each of the selected ideas.</i>	 Boys:	 Girls:




24.1.		
24.2.		
24.3.		
24.4.		
24.5.		

25. Will you voluntarily participate in implementing a preferred scheme?	 Boys:	 Girls:
25.1. Yes		
25.2. No		



The following schemes to be discussed with the children prior to answering the questions 10-23:

No.	Scheme:	Brief Description:
1.	Road Safety Mat 	<p>The goal of this scheme is to create awareness about road safety issues and to improve the current road environment by making it more child friendly. This mat will be accompanied by other elements, such as toy car/bike, dummy traffic signals and signs. It will be a tool for enjoyment by learning through playing.</p>
2.	Drop and Go Zone	<p>Drop and Zone will be a zone where vehicles will stop to drop or collect school children. The zone will be just beside the street alongside footpath. The zone will be designed by using the participation of the students of the school (basically children junior classes). This will be a place of amusement as there will be some recreational features as well.</p>
3.	Tree Planting	<p>In this initiative, making street more child friendly will be accompanied by converting the city environment into green. The idea is, every student of the school will be allocated for a plant to be implanted along the road divider where it has enough space and they will water and monitor the growth of the plant. This initiative will be initiated in a festive manner on a holiday with the help of guardians and teachers. A 6 monthly token of appreciation will be given to some planters for making it more enthusiastic.</p>
4.	Wall Painting	<p>A segment of the roadway will partially be closed and students/children of different classes will clean the wall along the roadway and then paint pictures portraying road safety issues. Alongside, children will play with color on the street partially closing it and will enjoy street sports.</p>
5.	Owning the Street	<p>Street along the school will be closed down for hours and will be used for playing on the street by the children and will have some recreational facilities too. It will be a community gathering of different ages, specially by children of schools and thus a merrymaking.</p>
6.	Hike for Bike	<p>This is a proposal to promote cycling in the campus. A fixed amount of cycles should be available in the campus to move around anywhere within the campus. A person taking a cycle have to put his student id card (or any different ID) for authentication purpose. The program will be launched through a festival calling “Hike for Bike”. A long five kilometer radius of hiking (in a Rally) by using bicycles will be run during the launching event, mainly by the children in the campus.</p>
7.	Meet the Street	<p>The street children and the school going children will shift their roles for a single day. The school kids will have some understanding of the street children’s condition and then will be entertainment by playing on the streets. Whereas, street children will get a scope to go to school for once and see how classes run on the school.</p>

Thank you for taking the time to complete this survey.

THE PREMISE OF THE EU METAMORPHOSIS PROJECT IS THAT THE URBAN ENVIRONMENT CAN BE IMPROVED IF IT IS DESIGNED WITH THE MOST VULNERABLE USERS. IN MIND, SUCH AS CHILDREN. THIS IN TURN SUGGESTS THAT DIFFERENT URBAN DESIGN AND MOBILITY SOLUTIONS NEED TO BE PROVIDED FOR CHILDREN.

